

MECHANICS



UDC 539.3

<https://doi.org/10.23947/2687-1653-2022-22-2-81-90>

Original article



Related Dynamic Axisymmetric Thermoelasticity Problem for a Long Hollow Piezoceramic Cylinder

Dmitriy A. Shlyakhin  , Mariya A. Kalmova 

Samara State Technical University, 244, Molodogvardeyskaya St., Samara, Russian Federation

✉ d-612-mit2009@yandex.ru

Abstract

Introduction. The article studies the problem of investigation of coupled nonstationary thermoelectroelastic fields in piezoceramic structures. The main approaches related to the construction of a general solution to the initial non-self-adjoint equations describing the process under consideration are briefly outlined. The work aims at constructing a new closed solution to the axisymmetric thermoelectroelasticity problem for a long piezoceramic cylinder.

Materials and Methods. A long hollow cylinder whose electroded surfaces were connected to a measuring device with large input resistance was considered. On the cylindrical surfaces of the plate, a time-varying temperature was given. The hyperbolic theory of Lord–Shulman thermo-electro-elasticity was used. The closed solution is constructed using a generalized method of finite integral transformations.

Results. The developed calculation algorithm makes it possible to determine the stress–strain state of the cylinder, its temperature, and electric fields. In addition, it becomes possible to investigate the coupling of fields in a piezoceramic cylinder, as well as to analyze the effect of relaxation of the heat flow on the fields under consideration.

Discussion and Conclusion. The use of assumptions about the equality of the components of the temperature stress tensor and the absence of temperature effect on the electric field allowed us to formulate a self-adjoint initial system of equations and construct a closed solution.

Keywords: thermoelectroelasticity, hyperbolic theory, nonstationary coupled problem, long piezoceramic cylinder, finite integral transformations.

Acknowledgements: the authors express their gratitude to the editors for their attentive attitude to the article and the comments, which made it possible to improve its quality.

For citation: D. A. Shlyakhin, M. A. Kalmova. Coupled dynamic axisymmetric thermoelectroelasticity problem for a long hollow piezoceramic cylinder. Advanced Engineering Research, 2022, vol. 22, no. 2, pp. 81–90.

<https://doi.org/10.23947/2687-1653-2022-22-2-81-90>

Introduction. Recently, different-purpose technical devices made of piezoceramic material have become widespread. Here, devices whose operation is based on the effect of the coupling of elastic, electric and temperature fields hold a specific place [1]. Various theories of thermoelectroelasticity were developed to describe their work taking into account the coupling of fields [2–4]. At the same time, for a better description and evaluation of non-stationary processes in structures, it was required to construct analytical solutions. However, the mathematical formulation of the problems under consideration included a system of non-self-adjoint partial differential equations, whose integration was difficult to treat mathematically.

To solve this problem, as a rule, equations are investigated in an uncoupled form [5, 6], infinitely long bodies are analyzed [7–11], or thermoelectroelasticity problems are considered in a quasi-static formulation [12, 13].

In this paper, we consider a coupled dynamic thermoelectroelasticity problem for an infinitely long hollow piezoceramic cylinder. As a result of the transformation of the initial calculated ratios, it was possible to form a self-adjoint system of equations, the integration of which was carried out by the method of incomplete separation of variables in the form of a generalized finite integral transformation [13].

Materials and Methods. Let a hollow, long, loose in the radial plane, piezoceramic cylinder occupy area Ω in the cylindrical coordinate system $(r, \theta, z): \{a \leq r_* \leq b, 0 \leq \theta \leq 2\pi, -\infty < z < \infty\}$. On the cylindrical surfaces, the temperature is given in the form of the following nonstationary functions (boundary conditions of the 1st kind) — $\omega_1^*(t_*) (r_* = a)$, $\omega_2^*(t_*) (r_* = b)$. The internal electrodated surface is grounded, and the external one is connected to a measuring device with a large input resistance (electric idle mode).

The mathematical formulation of the axisymmetric problem under consideration in dimensionless form includes differential equations of motion, electrostatics, and thermal balance based on the hyperbolic Lord–Shulman theory, as well as the boundary conditions [2, 7, 15]:

$$\nabla \frac{\partial U}{\partial r} - a_1 \frac{U}{r^2} + \nabla \frac{\partial \phi}{\partial r} - a_2 \frac{1}{r} \frac{\partial \phi}{\partial r} - \nabla \Theta + a_3 \frac{\Theta}{r} - \frac{\partial^2 U}{\partial t^2} = 0, \quad (1)$$

$$-\nabla \frac{\partial \phi}{\partial r} + a_4 \nabla \frac{\partial U}{\partial r} + a_5 \frac{1}{r} \frac{\partial U}{\partial r} + a_6 \nabla \Theta = 0,$$

$$\nabla \frac{\partial \Theta}{\partial r} - \left(\frac{\partial}{\partial t} + \beta \frac{\partial^2}{\partial t^2} \right) (a_7 \Theta + a_8 \nabla U) = 0;$$

$$r = R, 1 \frac{\partial U}{\partial r} + a_9 \frac{U}{r} + \frac{\partial \phi}{\partial r} - \Theta = 0, \Theta|_{r=R} = \omega_1, \Theta|_{r=1} = \omega_2, \quad (2)$$

$$\phi|_{r=R} = 0, \left(-\frac{\partial \phi}{\partial r} + a_4 \frac{\partial U}{\partial r} + a_5 \frac{U}{r} + a_6 \Theta \right)|_{r=1} = 0;$$

$$t = 0 \quad U = \Theta = 0, \frac{\partial U}{\partial t} = 0, \frac{\partial \Theta}{\partial t} = \dot{\Theta}_0; \quad (3)$$

where $\{U, r, R\} = \{U^*, r_*, a\} / b$, $\phi = \frac{e_{33}}{C_{33}b} \phi^*$, $\{\Theta, \omega_1, \omega_2\} = \frac{\gamma_{33}}{C_{33}} \{\Theta^*, \omega_1^* - T_0, \omega_2^* - T_0\}$, $\{t, \beta\} = \frac{\{t_*, \beta_{rel}\}}{b} \sqrt{\frac{C_{33}}{\rho}}$, $a_1 = \frac{C_{11}}{C_{33}}$,

$$a_2 = \frac{e_{31}}{e_{33}}, a_3 = \frac{\gamma_{11}}{\gamma_{33}}, a_4 = \frac{e_{33}^2}{C_{33}e_{33}}, a_5 = \frac{e_{31}e_{33}}{C_{33}e_{33}}, a_6 = \frac{g_3e_{33}}{e_{33}\gamma_{33}}, a_7 = k \frac{b}{\Lambda} \sqrt{\frac{C_{33}}{\rho}}, a_8 = \frac{b\gamma_{33}^2 T_0}{\Lambda \sqrt{C_{33}\rho}}, a_9 = \frac{C_{13}}{C_{33}}$$

$U^*(r_*, t_*)$, $\phi^*(r_*, t_*)$, $\Theta^*(r_*, t_*)$ — accordingly, the radial component of the displacement vector, the electric field potential, and the temperature increment in dimensional form; $(\Theta^*(r_*, t_*) = T(r_*, t_*) - T_0(r_*))$, — current temperature and temperature of the initial state of the body; $C_{ms}, \rho, e_{ms}, \varepsilon_{33}$ — elastic moduli, density, piezo module, and permittivity coefficient of electroelastic anisotropic material; $(m, s = \overline{1, 3})$; γ_{11}, γ_{33} — components of the temperature stress tensor ($\gamma_{11} = C_{11}\alpha_t$, $\gamma_{33} = C_{33}\alpha_t$); Λ, k, α_t — coefficients of thermal conductivity, volumetric heat capacity, and linear thermal expansion of the material; g_3 — component of the pyroelectric coefficient tensor; β_{rel} — relaxation time; $\dot{\Theta}_0$ — the rate of temperature change known at the initial moment; $\nabla = \frac{\partial}{\partial r} + \frac{1}{r}$.

In the case of grounding of the inner surface of a piezoceramic element, electrical voltage $V(t_*)$ is determined by the potential on its outer surface:

$$V(t_*) = \phi(1, t_*). \quad (4)$$

When constructing a general solution at the first stage of the study, the radial component of the electric field intensity vector is determined as a result of integrating the electrostatics equation:

$$E_r = \frac{\partial \phi}{\partial r} = a_4 \frac{\partial U}{\partial r} + a_5 \frac{U}{r} + a_6 \Theta + \frac{D_1}{r}, \quad (5)$$

where D_1 — integration constant.

Substituting (5) into (1)–(3) allows us to formulate a new problem with respect to functions $U(r, t), \Theta(r, t)$. In this case, the condition of the absence of a radial component of the electric field induction vector on the outer cylindrical surface of the element (the last equality (2)) is fulfilled at $D_1 = 0$; and the condition of grounding of the inner surface ($\phi_{r=R} = 0$) is satisfied as a result of integration (5).

At the next stage of the solution, the inhomogeneous boundary conditions (2) are reduced to a form that allows further use of the procedure for incomplete separation of variables by the method of finite integral transformations. To do this, new functions $u(r, t), N(r, t)$ related to $U(r, t), \Theta(r, t)$ are introduced:

$$U(r, t) = H_1(r, t) + u(r, t), \Theta(r, t) = H_2(r, t) + N(r, t), \quad (6)$$

where $H_1(r, t) = f_1(r)A(1, t) + f_2(r)A(R, t) + f_3(r)\omega_1(t) + f_4(r)\omega_2(t)$,

$$H_2(r, t) = f_5(r)\omega_1(t) + f_6(r)\omega_2(t),$$

$f_1(r) \dots f_6(r)$ — twice differentiable function, $A(r, t)_{r=R,1} = (1 + a_4 - a_5 - a_9)U(r, t)/r$.

Substituting (6) into the calculated ratios (1)–(3) with respect to functions $U(r, t), \Theta(r, t)$ when the following conditions are met:

$$(1 + a_4)\nabla H_1 + (a_6 - 1)H_2 = A(r, t)_{r=R,1}, H_{2|r=R} = \omega_1, H_{2|r=1} = \omega_2, \quad (7)$$

allows us to get a new boundary value problem with respect to function $u(r, t), N(r, t)$:

$$\nabla \frac{\partial u}{\partial r} - b_1 \frac{u}{r^2} + b_2 \frac{\partial N}{\partial r} + b_3 \frac{N}{r} - \frac{1}{(1 + a_4)} \frac{\partial^2 u}{\partial t^2} = F_1, \quad (8)$$

$$\nabla \frac{\partial N}{\partial r} - \left(\frac{\partial}{\partial t} + \beta \frac{\partial^2}{\partial t^2} \right) (a_7 N + a_8 \nabla u) = F_2; \quad (9)$$

$$r = R, 1 \quad \nabla u = 0, N = 0;$$

$$t = 0 \quad u = -H_1(r, 0), N = -H_2(r, 0), \quad (10)$$

$$\frac{\partial u}{\partial t} = -\frac{\partial H_1(r, t)}{\partial t}, \frac{\partial N}{\partial t} = \dot{\Theta}_0 - \frac{\partial H_2(r, t)}{\partial t};$$

where $F_2 = -\nabla \frac{\partial H_2}{\partial r} + \left(\frac{\partial}{\partial t} + \beta \frac{\partial^2}{\partial t^2} \right) (a_7 H_2 + a_8 \nabla H_1)$,

$$F_1 = -\nabla \frac{\partial H_1}{\partial r} + b_1 \frac{H_1}{r^2} + b_2 \frac{\partial H_2}{\partial r} + b_3 \frac{H_2}{r} + \frac{1}{(1 + a_4)} \frac{\partial^2 H_1}{\partial t^2},$$

$$b_1 = \frac{a_1 + a_2 a_5}{1 + a_4}, b_2 = \frac{a_6 - 1}{1 + a_4}, b_3 = b_2 + \frac{a_3 - a_2 a_6}{1 + a_4}.$$

It should be noted here that $A(r, t)$ is a function of the displacements of the cylindrical surfaces of the cylinder. Initially, $A(r, t)$ is equated to zero with its subsequent determination and refinement H_1, F_1, F_2 .

Further transformations of the calculated ratios (8)–(10) are associated with the use of the following assumptions: $b_1 = 1, b_3 = 0$, and the introduction of a thermoelastic potential

$$N = \nabla B. \quad (11)$$

Condition $b_1 = 1$ can be accepted without a large error, since for piezoceramic materials $b_1 = 0.94 \div 0.98$, and dependence $b_3 = 0$ is fulfilled in the case of equality of the components of the temperature stress tensor ($\gamma_{11} = \gamma_{33}$) and the absence of temperature influence on the electric field ($g_3 = 0$).

As a result, the following task is formed regarding $u(r, t), B(r, t)$:

$$\frac{\partial}{\partial r} \nabla u + b_2 \frac{\partial}{\partial r} \nabla B - \frac{1}{(1 + a_4)} \frac{\partial^2 u}{\partial t^2} = F_1, \quad (12)$$

$$\frac{\partial}{\partial r} \nabla B - \left(\frac{\partial}{\partial t} + \beta \frac{\partial^2}{\partial t^2} \right) (a_7 B + a_8 u) = F_3; \quad (13)$$

$$r = R, 1 \nabla u = \nabla B = 0; \quad (14)$$

$$t = 0 \quad u = -H_1(r, 0), \nabla B = -H_2(r, 0), \quad (14)$$

$$\frac{\partial u}{\partial t} = -\frac{\partial H_1(r, t)}{\partial t}, \frac{\partial}{\partial t} \nabla B = \dot{\Theta}_0 - \frac{\partial H_2(r, t)}{\partial t};$$

$$\text{where } F_3 = -\frac{\partial H_2}{\partial r} + \left(\frac{\partial}{\partial t} + \beta \frac{\partial^2}{\partial t^2} \right) (a_7 H_3 + a_8 H_1), \nabla H_3 = f_5(r) \omega_1(t) + f_6(r) \omega_2(t).$$

The initial boundary value problem (12)–(14) is solved using the structural algorithm of the generalized finite integral transformation (FIT) [14]. At the same time, it is possible to use single-component unknown transformation kernel $K(\lambda_i, r)$ for this task:

$$\{G_1(\lambda_i, t), G_2(\lambda_i, t)\} = \int_R^1 \{u(r, t), B(r, t)\} K(\lambda_i, r) r dr, \quad (15)$$

$$\{u(r, t), B(r, t)\} = \sum_{i=1}^{\infty} \{G_1(\lambda_i, t), G_2(\lambda_i, t)\} K(\lambda_i, r) \|K_i\|^{-2}, \quad (16)$$

$$\|K_i\|^2 = \int_R^1 K(\lambda_i, r)^2 r dr;$$

where λ_i — eigenvalues forming a countable set.

As a result of using the FIT algorithm [14], we obtain problems with respect to the transformation kernel $K(\lambda_i, r)$:

$$\frac{d^2 K(\lambda_i, r)}{dr^2} + \frac{1}{r} \frac{dK(\lambda_i, r)}{dr} + \left(\lambda_i^2 - \frac{1}{r^2} \right) K(\lambda_i, r) = 0, \quad (17)$$

$$r = R, 1 \nabla K(\lambda_i, r) = 0, \quad (18)$$

and transform $G_1(\lambda_i, t), G_2(\lambda_i, t)$:

$$-\lambda_i^2 G_{1i} + \frac{\lambda_i^2}{(1 + a_4)} G_{2i} - \frac{1}{(1 + a_4)} \frac{d^2 G_{1i}}{dt^2} = F_{1H}, \quad (19)$$

$$-\lambda_i^2 G_{2i} - \left(\frac{d}{dt} + \beta \frac{d^2}{dt^2} \right) (a_7 G_{2i} + a_8 G_{1i}) = F_{2H};$$

$$t = 0 \quad G_{1i} = G_{1i0}, \frac{dG_{1i}}{dt} = \dot{G}_{1i0}, G_{2i} = G_{2i0}, \frac{dG_{2i}}{dt} = \dot{G}_{2i0}; \quad (20)$$

$$\text{where } \{F_{1H}, F_{2H}\} = \int_R^1 \{F_1, F_3\} K(\lambda_i, r) r dr, \{G_{1i0}, G_{2i0}\} = -\int_R^1 \{H_1(r, 0), H_2(r, 0)\} K(\lambda_i, r) r dr,$$

$$\{\dot{G}_{1i0}, \dot{G}_{2i0}\} = \int_R^1 \left\{ -\frac{\partial H_1(r, t)}{\partial t} \Big|_{t=0}, \left(\dot{\Theta}_0 - \frac{\partial H_1(r, t)}{\partial t} \right) \Big|_{t=0} \right\} K(\lambda_i, r) r dr.$$

The general solution to problem (17), (18) has the form:

$$K(\lambda_i, r) = Y_0(\lambda_i)J_1(\lambda_i r) - J_0(\lambda_i)Y_1(\lambda_i r). \quad (21)$$

Here, eigenvalues λ_i are determined using the following transcendental equation:

$$Y_0(\lambda_i)J_0(\lambda_i R) - J_0(\lambda_i)Y_0(\lambda_i R) = 0.$$

The system of differential equations (19) is reduced to the following resolving equation of the 4th order with respect to $G_1(\lambda_i, t)$:

$$\left(\frac{d^4}{dt^4} + b_4 \frac{d^3}{dt^3} + b_{5i} \frac{d^2}{dt^2} + b_{6i} \frac{d}{dt} + b_{7i} \right) G_{1i} = F_H, \quad (22)$$

$$\text{where } F_H = -\frac{\lambda_i^2}{a_7 \beta} [F_{2H} + (1 + a_4) F_{1H}] - \frac{(1 + a_4)}{\beta} \left(\frac{\partial}{\partial t} + \beta \frac{\partial^2}{\partial t^2} \right) F_{1H},$$

$$b_4 = \frac{1}{\beta}, b_{5i} = \lambda_i^2 \left(1 + a_4 + \frac{a_8}{a_7} + \frac{1}{a_7 \beta} \right), b_{6i} = \frac{\lambda_i^2}{\beta} \left(1 + a_4 + \frac{a_8}{a_7} \right), b_{7i} = \lambda_i^4 \frac{(1 + a_4)}{a_7 \beta}.$$

Since the characteristic equation corresponding to (22),

$$k^4 + b_4 k^3 + b_{5i} k^2 + b_{6i} k + b_{7i} = 0,$$

is valid, then it, from the condition of the oscillating solution for $G_1(\lambda_i, t)$, has two real roots (k_{1i}, k_{2i}) and two complex-conjugate roots

$$(k_{3i} = \sigma + i\omega, k_{4i} = \sigma - i\omega).$$

In this case, the general solution to equation (22) has the form:

$$G_1(\lambda_i, t) = D_{2i} \exp(k_{1i} t) + D_{3i} \exp(k_{2i} t) + D_{4i} \exp(k_{3i} t) + D_{5i} \exp(k_{4i} t) + \quad (23)$$

$$+ b_{8i} \int_0^t F_H(\tau) \{ \exp[k_{1i}(t-\tau)] - \exp[k_{2i}(t-\tau)] \} d\tau + b_{9i} \int_0^t F_H(\tau) \exp[\sigma(t-\tau)] \{ b_{10i} \sin(\omega t - \omega \tau) - b_{11i} \cos(\omega t + \omega \tau) \} d\tau,$$

$$\text{where } b_{8i} = \left\{ (k_{1i} - k_{2i}) \left[(k_{1i} - \sigma)^2 + \omega^2 \right] \right\}^{-1}, b_{9i} = \left[\omega (b_{10i}^2 + b_{11i}^2) \right]^{-1}, \sigma = \frac{k_{3i} + k_{4i}}{2}, b_{10i} = k_{1i} k_{2i} - (k_{1i} + k_{2i}) \sigma + \sigma^2 - \omega^2,$$

$$b_{11i} = \omega (2\sigma - k_{1i} - k_{2i}), \omega = \left| \frac{k_{3i} - k_{4i}}{2i} \right|.$$

Function $G_2(\lambda_i, t)$ is determined from the first equation of system (19). Substitution of the obtained expressions for the transforms under the boundary conditions (20) makes it possible to determine the integration constants $D_{2i} \dots D_{5i} \dots$ (19).

Substitution of $G_1(\lambda_i, t)$, $G_2(\lambda_i, t)$ into (16), (11), (6) allows us to get the final expressions for functions $U(r, t)$, $\Theta(r, t)$:

$$U(r, t) = H_1(r, t) + \sum_{i=1}^{\infty} G_1(\lambda_i, t) K(\lambda_i, r) \|K_i\|^{-2}, \quad (24)$$

$$\Theta(r, t) = H_2(r, t) + \sum_{i=1}^{\infty} G_2(\lambda_i, t) \nabla K(\lambda_i, r) \|K_i\|^{-2}.$$

At the final stage of the study, functions $H_1(r, t)$, $H_2(r, t)$ are determined through solving the following differential equations:

$$\nabla \frac{\partial H_1}{\partial r} - b_1 \frac{H_1}{r^2} - b_2 \frac{\partial H_2}{\partial r} - b_3 \frac{H_2}{r} = 0, \nabla \frac{\partial H_2}{\partial r} = 0, \quad (25)$$

which makes it possible to significantly simplify the right parts (F_1, F_2) of the calculated ratios (8).

Substitution of expressions for H_1, H_2 in (25) enables to form systems of equations with respect to functions $f_1(r) \dots f_6(r)$, that are determined when the conditions are satisfied (7).

The potential of the electric field of a piezoceramic cylinder is determined from integrating equality (5) and satisfying the next-to-last boundary condition (2):

$$\phi = \int \left[a_4 \frac{\partial H_1(r, t)}{\partial r} + a_5 \frac{H_1(r, t)}{r} + a_6 H_2(r, t) \right] dr + \sum_{i=1}^{\infty} G_1(\lambda_i, t) B_1(\lambda_i) \|K_i\|^{-2} + a_6 \sum_{i=1}^{\infty} G_2(\lambda_i, t) B_2(\lambda_i) \|K_i\|^{-2} + D_6(t) \quad (26)$$

$$\text{where } D_6(t) = - \left[\int \left[a_4 \frac{\partial H_1(r, t)}{\partial r} + a_5 \frac{H_1(r, t)}{r} + a_6 H_2(r, t) \right] dr + \sum_{i=1}^{\infty} G_1(\lambda_i, t) B_1(\lambda_i) \|K_i\|^{-2} + a_6 \sum_{i=1}^{\infty} G_2(\lambda_i, t) B_2(\lambda_i) \|K_i\|^{-2} \right]_{r=R}, B_1(\lambda_i) = \int \left[a_4 \frac{\partial K(\lambda_i, r)}{\partial r} + a_5 \frac{K(\lambda_i, r)}{r} \right] dr, B_2(\lambda_i) = \int \nabla K(\lambda_i, r) dr.$$

The obtained calculated relations (24), (26) satisfy differential equations (1) and boundary conditions (2), (3), i.e., they are a closed solution to the problem under consideration.

Research Results. As an example, we considered a radially polarized piezoceramic cylinder ($b = 0.02 \text{ m}$, $R = 0.8$) of PZT–4 composition, having the following physical characteristics [10]: $\rho = 7500 \text{ kg/m}^3$,

$$\{C_{11}, C_{33}, C_{13}\} = \{13.9; 11.5; 7.43\} \times 10^{10} \text{ N/m}^2, \{e_{31}, e_{33}\} = \{-5.2; 15.1\} \text{ C/m}^2, \{\gamma_{11}, \gamma_{33}\} = \{4.6; 3.9\} \times 10^5 \text{ H/(m}^2 \text{ } ^\circ\text{C)}, \varepsilon_{33} = 5.62 \times 10^{-9} \text{ F/m}, g_3 = 2 \times 10^{-4} \text{ KJ/(m}^2 \text{ } ^\circ\text{C)}, k = 3 \times 10^6 \text{ J/(m}^3 \text{ } ^\circ\text{C)}, \Lambda = 1.6 \text{ W/(m}^2 \text{ } ^\circ\text{C)}, \beta_{rel} = 5 \times 10^{-5} \text{ c}.$$

A temperature load acts on the inner surface ($r_* = a$) of the piezoceramic cylinder:

$$\omega_1^*(t_*) = T_{\max} \left[\sin \left(\frac{\pi}{2t_{\max}^*} t_* \right) H(t_{\max}^* - t_*) + H(t_* - t_{\max}^*) \right], \omega_2^*(t_*) = 0,$$

where $H(\tilde{t})$ —Heaviside step function ($H(\tilde{t}) = 1$ at $\tilde{t} \geq 0$, $H(\tilde{t}) = 0$ at $\tilde{t} < 0$), $T_{\max} = T_{\max}^* - T_0$, T_{\max}^*, t_{\max}^* — maximum value of the external temperature effect and the corresponding time in dimensional form ($T_{\max}^* = 373 \text{ K}$ ($100 \text{ } ^\circ\text{C}$), $T_0 = 293 \text{ K}$ ($20 \text{ } ^\circ\text{C}$), $t_{\max}^* = 1 \text{ s}$).

Figure 1 shows graphs of changes in functions $\Theta^*(r, t)$, $U(r, t)$, $\phi(r, t)$ along radial coordinate r at various points in time t . The numbers 1–3 respectively indicate the results obtained at the following time values: $t = t_{\max}, 4t_{\max}, 15t_{\max}$

$$(t_{\max} = \frac{\Lambda_*}{kb^2} t_{\max}^*).$$

Analysis of the calculation results allows us to draw the following conclusions:

– sufficiently large value of the coefficient of linear thermal expansion α_t of the piezoceramic material causes rapid heating of the cylinder;

– radial displacements on the inner cylindrical surface ($r = R$) at the first stage of the study ($t = t_{\max}$) take the greatest values, followed by a decrease over time. The reverse pattern is observed with respect to the displacements at $r = 1$;

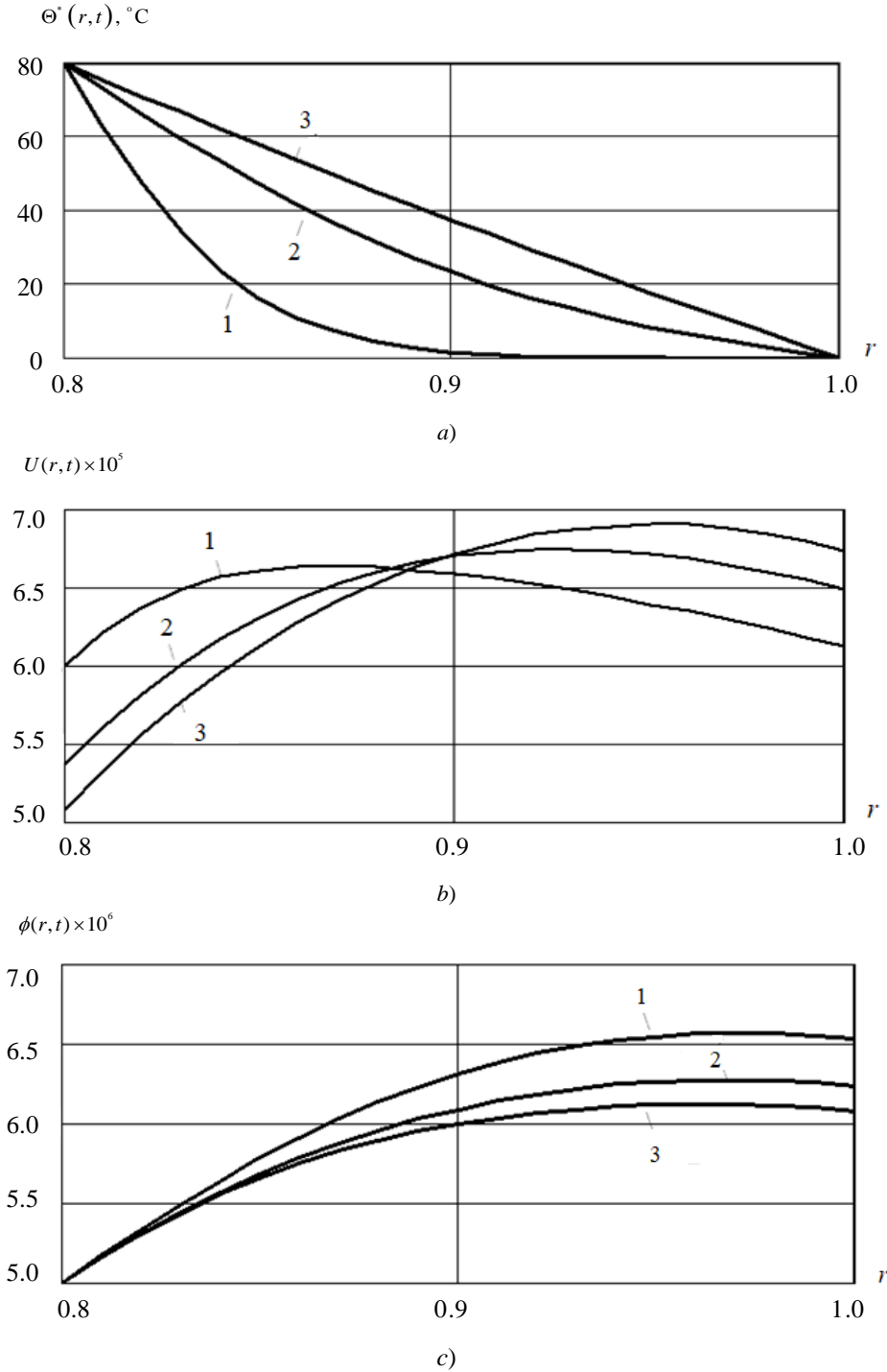


Fig. 1. Graphs of $\Theta^*(r, t)$, $U(r, t)$, $\phi(r, t)$ changes along radial coordinate r

at various points in time t ($1 - t_{\max}$, $2 - 4t_{\max}$, $3 - 15t_{\max}$): $a - \Theta^*(r, t) \div r$; $b - U(r, t) \div r$; $c - \phi(r, t) \div r$

The degree of coupling of thermoelectroelastic fields is most conveniently analyzed using the coefficient

$$b_{6i} = \frac{\lambda^2}{\beta} \left(1 + a_4 + \frac{a_8}{a_7} \right) \text{ from equality (21). Here, } a_4 \text{ determines the coupling of electroelastic fields, and } \frac{a_8}{a_7} \text{ — the}$$

effect of the rate of change in the volume of the body on its temperature field.

Figure 2 shows displacement graph $U(1, t)$ in time t taking into account (solid line) and without taking into account (dotted line) the induced electric field.

It should be noted that the preliminary polarization of piezoceramics causes the formation of a more “rigid” material ($a_4 = 0.353$) and, accordingly, a decrease in displacements during deformation of the cylinder.

The coupling of temperature and electroelastic fields in a piezoceramic cylinder can be neglected due to the small value

$$\frac{a_8}{a_7} = 1.8 \times 10^{-4} \ll 1.$$

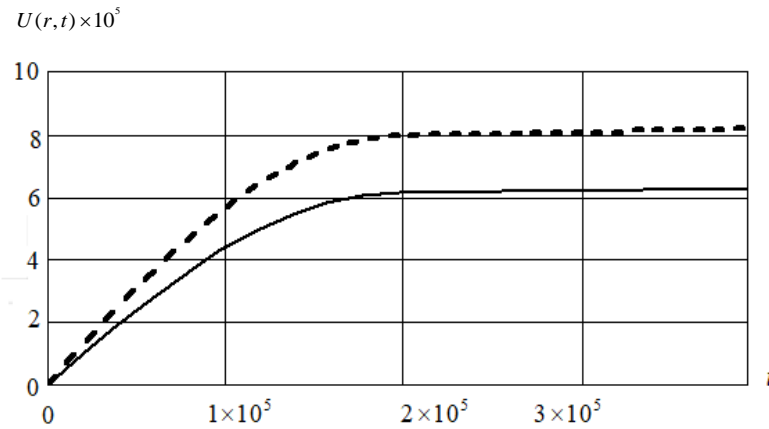


Fig. 2. Graph of change $U(1, t)$ in time t

(solid line — including the polarization; dotted line — without including the electric field)

Figure 3 shows graphs of changes in electrical voltage $V(t)$ over time, taking into account (solid line) and without taking into account (dotted line, $\beta_{rel} = 0$) the heat flow relaxation.

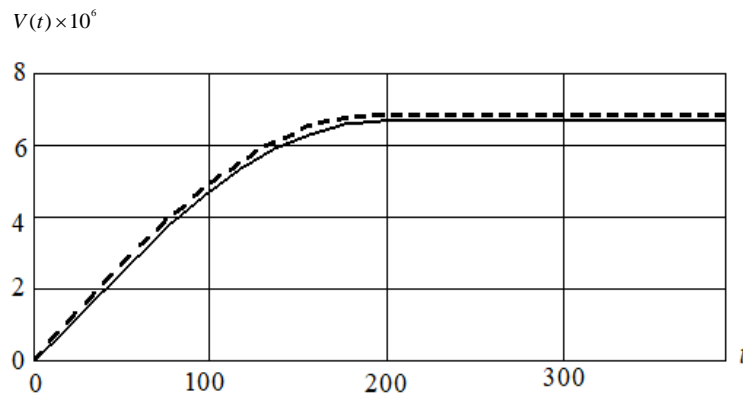


Fig. 3. Graph of change $V(t)$ over time t ($t_{\max}^* = 0.001$ s, $t_{\max} = 196$)

The calculation results show that for the problem under consideration, the refined hyperbolic Lord-Shulman theory should be used at a high rate of change in the temperature load ($t_{\max}^* \geq 0.001$ s, $\frac{d\omega_1^*(t_*)}{dt_*}|_{t=0} \geq 5.56 \times 10^5$ K/s) and at lower speeds — the classical theory of thermoelectroelasticity ($\beta_{rel} = 0$).

Discussion and Conclusion. The constructed new closed solution to the coupled dynamic problem with satisfaction of the boundary conditions of thermal conductivity of the 1st kind made it possible to determine all the components of thermoelectroelastic fields in a long piezoceramic cylinder. The advantage of the presented calculation algorithm is that there is no need to approximate the temperature function when studying the equation of motion, in contrast to the uncoupled formulation of the problem. At the same time, the effect of the rate of change in the volume of a piezoceramic body on its temperature field can be neglected.

References

1. Kulchin YuN. Raspredeleynnye volokonno-opticheskie izmeritel'nye sistemy. Moscow: Fizmatgiz; 2001. 272 p.

(In Russ.)

2. Lord HW, Shulman Y. A generalized dynamical theory of thermoelasticity. *Journal of the Mechanics and Physics of Solids*. 1967;15:299–309. [https://doi.org/10.1016/0022-5096\(67\)90024-5](https://doi.org/10.1016/0022-5096(67)90024-5)
3. Green AE, Naghdi PM. Thermoelasticity without energy dissipation. *Journal of Elasticity*. 1993;31:189–208. <https://doi.org/10.1007/BF00044969>
4. Montanaro A. Some theorems of incremental thermoelectroelasticity. *Archives of Mechanics*. 2010;62:49–72.
5. Kulikov GM, Mamontov AA, Plotnikova SV. Coupled thermoelectroelastic stress analysis of piezoelectric shells. *Composite Structures*. 2015;124:65–76. <https://doi.org/10.1016/j.compstruct.2014.12.045>
6. Abbas IA, Zenkour AM. LS model on electro-magneto-thermoelastic response of an infinite functionally graded cylinder. *Composite Structures*. 2013;96:89–96. <https://doi.org/10.1016/j.compstruct.2012.08.046>
7. Vatulyan AO, Kiryutenko AY, Nasedkin AV. Ploskie volny i fundamental'nye resheniya v lineinoi termoelektrouprugosti. *Journal of Applied Mechanics and Technical Physics*. 1996;37:135–142. (In Russ.)
8. Vatulyan AO, Nesterov SA. The dynamic problem of thermoelectroelasticity for functionally graded layer. *Computational Continuum Mechanics*. 2017;10:117–126. <https://doi.org/10.7242/1999-6691/2017.10.2.10>
9. Saadatfar M, Razavi AS. Piezoelectric hollow cylinder with thermal gradient. *Journal of Mechanical Science and Technology*. 2009;23:45–53. <https://doi.org/10.1007/s12206-008-1002-8>
10. Khorsand M. Dynamic analysis of a functionally graded piezoelectric spherical shell under mechanical and thermal shocks. *Mechanical Engineering Science*. 2014;228:632–645. <https://doi.org/10.1177/0954406213489445>
11. Ishihara M, Ootao Y, Kameo Y, et al. Thermoelectroelastic response of a piezoelectric cylinder with D symmetry under axisymmetric mechanical and thermal loading. *Mechanical Engineering Journal*. 2017;4:16–00609. <https://doi.org/10.1299/mej.16-00609>
12. Shlyakhin DA, Kalmova MA. Uncoupled problem of Thermoelectroelasticity for a cylindrical shell. In: *Proc. XXX Russian-Polish-Slovak Seminar Theoretical Foundation of Civil Engineering (RSP 2021)*. 2022;189:263–271. https://doi.org/10.1007/978-3-030-86001-1_31
13. Shlyakhin DA, Kalmova MA. The nonstationary thermoelectric elasticity problem for a long piezoceramic cylinder. *PNPRU Mechanics Bulletin*. 2021;2:181–190. <https://doi.org/10.15593/perm.mech/2021.2.16>
14. Senitskii YuE. Mnogokomponentnoe obobshchennoe konechnoe integral'noe preobrazovanie i ego prilozhenie k nestatsionarnym zadacham mekhaniki. *Russian Mathematics (Iz. VUZ)*. 1991;4:57–63. (In Russ.)
15. Grinchenko VT, Ulitko AF, Shulga NA. *Mekhanika svyazannykh polei v ehlementakh konstruksii*. Kiev: Naukova dumka; 1989. 279 p. (In Russ.)

Received 11.04.2022

Revised 04.05.2022

Accepted 09.05.2022

About the Authors:

Shlyakhin, Dmitriy A., Head of the Structural Mechanics, Engineering Geology, Bases and Foundations Department, Samara Polytech (244, Molodogvardeyskaya St., Samara, 443100, RF), Dr.Sci. (Eng.), associate professor, [ResearcherID](#), [ORCID](#), d-612-mit2009@yandex.ru

Kalmova, Mariya A., senior lecturer of the Structural Mechanics, Engineering Geology, Bases and Foundations Department, Samara Polytech (244, Molodogvardeyskaya St., Samara, 443100, RF), [ResearcherID](#), [ORCID](#), kalmova@inbox.ru

Claimed contributorship

D. A. Shlyakhin: academic advising; basic concept formulation; research objectives and tasks; computational analysis; formulation of conclusions. M. A. Kalmova: text preparation; analysis of the research results; the text revision; correction of the conclusions.

Conflict of interest statement

The authors do not have any conflict of interest.

All authors have read and approved the final manuscript.